

# INVESTOR PRESENTATION

August 2024





# Table of Contents

- PSP Projects: The growth story In a Nutshell
- A look at the quarter gone by
- Indian Construction Industry
- The drivers that transcended PSPs growth since inception
- Precast Facility:  
Enhancing capabilities. Exploring newer technologies
- Investment Rationale
- Project Profile
- Key Strategy to strengthen the legacy of trust associated with PSP Brand going forward
- Awards and Recognition

# PSP Projects limited – Build to Last: The growth story in a Nutshell



# PSP Projects limited – Build to Last: The growth story in a Nutshell



- Incorporated in 2008, successfully led by First Generation Civil engineer having 37 years of experience
- India based construction company offering a diversified range of construction and allied services across industrial, institutional, government, government residential and residential projects
- Integrated EPC company across construction value chain from Design, Construction, Mechanical, Electrical, Plumbing (MEP), Interior, O&M Services
- Geographically diversified with presence in six states viz. Gujarat, Rajasthan, Karnataka, Uttar Pradesh, Maharashtra and New Delhi
- Listed on NSE and BSE on May 29, 2017, raising Rs.211.68 crore
- In December 2021, commissioned Precast facility in Gujarat with the objective to provide sustainable building solutions and technological upgradation aiding in captive consumption
- In April 2024, the company raised capital through Qualified Institutional Placement of 36,41,791 shares amounting to ₹244 crore; utilized largely towards repayment of outstanding borrowings availed by the Company



As on 30 June 2024

FY24

FY23

**₹5,890 crore**  
Order Book

**₹3,498 crore**  
Order Inflow

**₹3,421 crore**  
Order Inflow

**224**  
Completed  
Projects

**17**  
Completed  
Projects

**22**  
Completed  
Projects

**56**  
On-going Projects

7-year CAGR  
**Growth Rate**  
FY17-FY24

**29.61%**  
Revenue from  
Operations

**21.76%**  
EBITDA

**16.93%**  
PAT

**1,950+**  
Workforce

**₹1,960cr**  
Largest Project  
till Date

**'CARE A+; Stable  
/ CARE A1+**  
Credit Rating

PSP Projects has entered the league of handling higher value projects thereby competing with select few notable companies in the segment



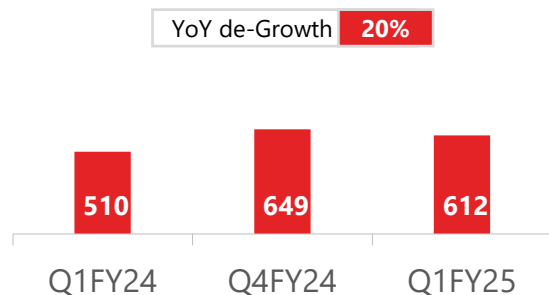
# A Look at the Quarter gone by



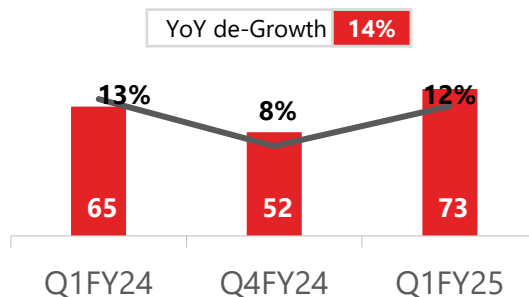
# Financial Performance during Q1FY25

## Q1FY25 Standalone Highlights

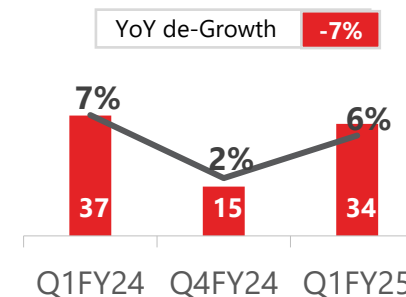
Revenue from Operations (₹ crore)



EBIDTA (₹ crore) & EBITDA Margin (%)

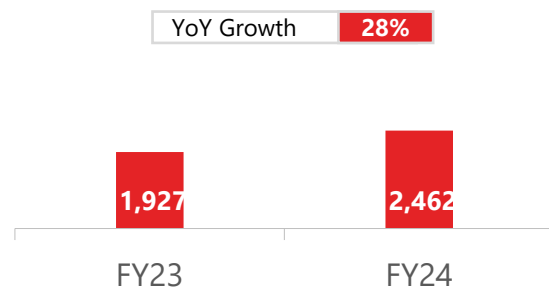


PAT (₹ crore) & PAT Margin (%)

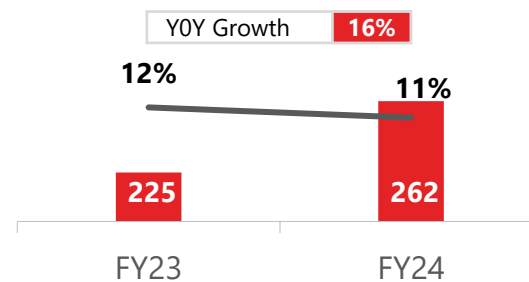


## FY24 Standalone Highlights

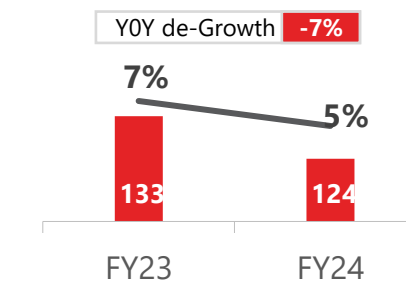
Revenue from Operations (₹ crore)



EBIDTA (₹ crore) & EBITDA Margin (%)



PAT (₹ crore) & PAT Margin (%)



# Standalone Profit & Loss : Q1FY25

Particulars (₹ Lakhs)	Q1 FY25	Q1 FY24	Y-o-Y	Q4 FY24	Q-o-Q	FY24	FY23	Y-o-Y
<b>Revenue from Operations</b>	<b>61,189.20</b>	<b>50,956.03</b>	<b>20%</b>	<b>64,917.00</b>	<b>-6%</b>	<b>2,46,249.80</b>	<b>1,92,664.91</b>	<b>28%</b>
Cost of materials consumed including WIP	19,236.91	19,306.45		15,753.73		76,642.31	57,734.61	
Construction Expenses	30,363.86	21,538.97		38,565.40		1,26,677.43	1,00,470.38	
Employee benefits expense	3,261.79	2,818.75		3,354.98		12,505.08	9,345.15	
Other expenses	982.72	827.23		2,060.82		4,261.14	2,613.56	
<b>Total Operating Expenses</b>	<b>53,845.28</b>	<b>44,491.40</b>	<b>21%</b>	<b>59,734.93</b>	<b>-10%</b>	<b>2,20,085.96</b>	<b>1,70,163.70</b>	<b>29%</b>
<b>EBITDA</b>	<b>7,343.92</b>	<b>6,464.63</b>	<b>14%</b>	<b>5,182.07</b>	<b>42%</b>	<b>26,163.84</b>	<b>22,501.21</b>	<b>16%</b>
<b>EBITDA Margin</b>	<b>12.00%</b>	<b>12.69%</b>		<b>7.98%</b>		<b>10.62%</b>	<b>11.68%</b>	
Other Income	376.30	570.45		598.70		2,426.48	2,709.56	
Finance costs	1,316.67	908.42		1,402.01		5,082.32	3,195.94	
Depreciation	1,673.85	1,184.67		1,993.68		6,486.80	4,000.52	
Profit Before Tax and Exceptional Item	<b>4,729.70</b>	<b>4,941.99</b>	<b>-4%</b>	<b>2,385.08</b>	<b>98%</b>	<b>17,021.20</b>	<b>18,014.31</b>	<b>-6%</b>
Exceptional Gain/(Loss)(net of tax)	-	-		-		-	-	
<b>Profit Before Tax and after Exceptional Item</b>	<b>4,729.70</b>	<b>4,941.99</b>	<b>-4%</b>	<b>2,385.08</b>	<b>98%</b>	<b>17,021.20</b>	<b>18,014.31</b>	<b>-6%</b>
Tax Expense	1,301.68	1,269.68		859.94		4,631.29	4,712.49	
Other comprehensive income	-2.38	2.30		-16.43		(9.53)	9.20	
<b>Profit After Tax</b>	<b>3,425.64</b>	<b>3,674.61</b>	<b>-7%</b>	<b>1,508.71</b>	<b>127%</b>	<b>12,380.38</b>	<b>13,311.02</b>	<b>-7%</b>
<b>PAT Margin (%)</b>	<b>5.56%</b>	<b>7.13%</b>		<b>2.30%</b>		<b>4.98%</b>	<b>6.81%</b>	
Earnings Per Share (₹)	8.70	10.20		4.24		34.42	36.95	

# Standalone Balance Sheet : FY24

Particulars (₹ Lakhs)	FY24	FY23	FY22
<b>ASSETS</b>			
<b>Non current Assets</b>			
(a) Property, Plant and Equipment	32,075.21	23,840.57	20,601.82
(b) Capital Work-In-Progress	288.08	1,773.50	-
(c) Other Intangible Assets	107.90	118.87	135.31
(d) <u>Financial Assets</u>			
(i) Investments	71.68	71.68	71.68
(ii) Loans	-	-	-
(iii) Other Financial Assets	15,548.75	20,505.71	22,785.47
(e) Deferred Tax Asset (Net)	1,831.43	1,216.36	937.57
(f) Other Non Current Assets	682.72	724.22	191.63
<b>Total Non-Current Assets</b>	<b>50,605.77</b>	<b>48,250.91</b>	<b>44,723.48</b>
<b>Current Assets</b>			
(a) Inventories	31,602.59	15,163.55	8,064.91
(b) <u>Financial Assets</u>			
(i) Trade receivables	33,509.62	43,420.92	31,177.92
(ii) Cash and cash equivalents	11,113.88	9,384.51	8,758.63
(iii) Bank Balances other than (ii) above	11,399.23	14,824.89	10,759.46
(iv) Loans	349.15	435.22	593.25
(v) Other Financial Assets	50,914.67	29,661.48	13,339.23
(c) Other Current Assets	12,625.42	13,800.22	9,243.74
(d) Current Tax Assets (Net)	124.00	680.04	-
<b>Total Current Assets</b>	<b>1,51,638.56</b>	<b>1,27,370.83</b>	<b>81,937.14</b>
<b>Total Assets</b>	<b>2,02,244.33</b>	<b>1,75,621.74</b>	<b>1,26,660.62</b>

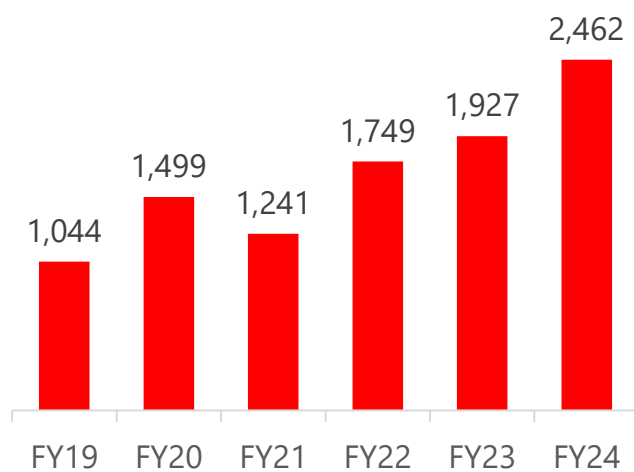
Particulars (₹ Lakhs)	FY24	FY23	FY22
<b>Equity</b>			
(a) Equity Share Capital	3,600.00	3,600.00	3,600.00
(b) Other Equity	87,862.92	76,382.54	64,871.52
<b>Total Equity</b>	<b>91,462.92</b>	<b>79,982.54</b>	<b>68,471.52</b>
<b>Non-Current liabilities</b>			
(a) <u>Financial Liabilities</u>			
(i) Borrowings	4,169.92	3,805.81	1,718.07
(b) Provisions	266.43	213.79	151.87
<b>Total Non-Current Liabilities</b>	<b>4,436.35</b>	<b>4,019.60</b>	<b>1,869.94</b>
<b>Current Liabilities</b>			
(a) <u>Financial Liabilities</u>			
Borrowings	41,339.09	10,692.32	8,247.62
(ii) Trade Payables			
- Total outstanding dues of micro enterprises and small enterprises	1,791.56	2,342.74	1,284.41
- Total outstanding dues of creditors other than micro enterprises and small enterprises	39,792.89	34,414.49	24,476.48
(iii) Other Financial Liabilities	2,439.07	5,970.18	3,600.55
(b) Other Current Liabilities	20,668.30	38,071.24	18,689.78
(c) Provisions	314.15	128.63	19.59
(d) Current Tax Liabilities (Net)	-	-	0.73
<b>Total Current Liabilities</b>	<b>1,06,345.06</b>	<b>91,619.60</b>	<b>56,319.16</b>
<b>Total Liabilities</b>	<b>1,10,781.41</b>	<b>95,639.20</b>	<b>58,189.10</b>
<b>Total Equity and Liabilities</b>	<b>2,02,244.33</b>	<b>1,75,621.74</b>	<b>1,26,660.62</b>



# Annual Financial Performance

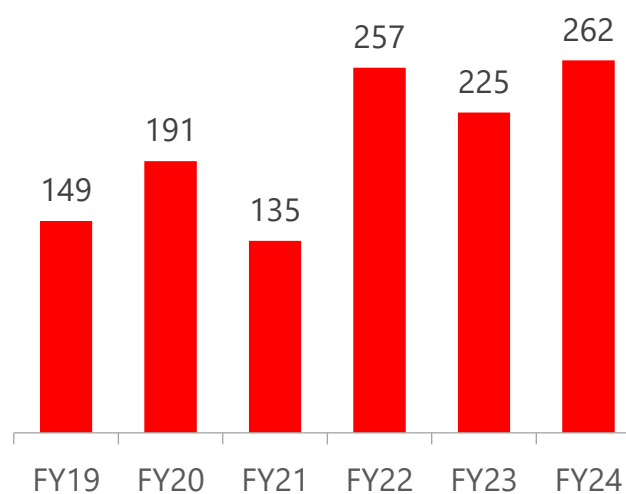
## Revenue from Operations<sup>1</sup> (₹ Crore)

#CAGR : 30%



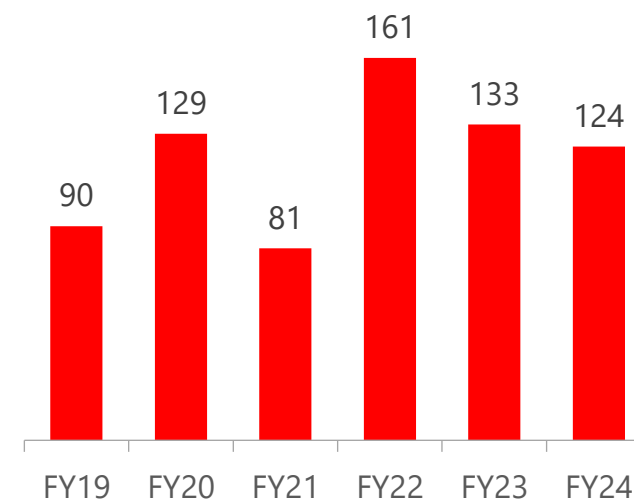
## EBITDA<sup>1</sup> (₹ Crore)

#CAGR : 22%



## PAT<sup>1</sup> (₹ Crore)

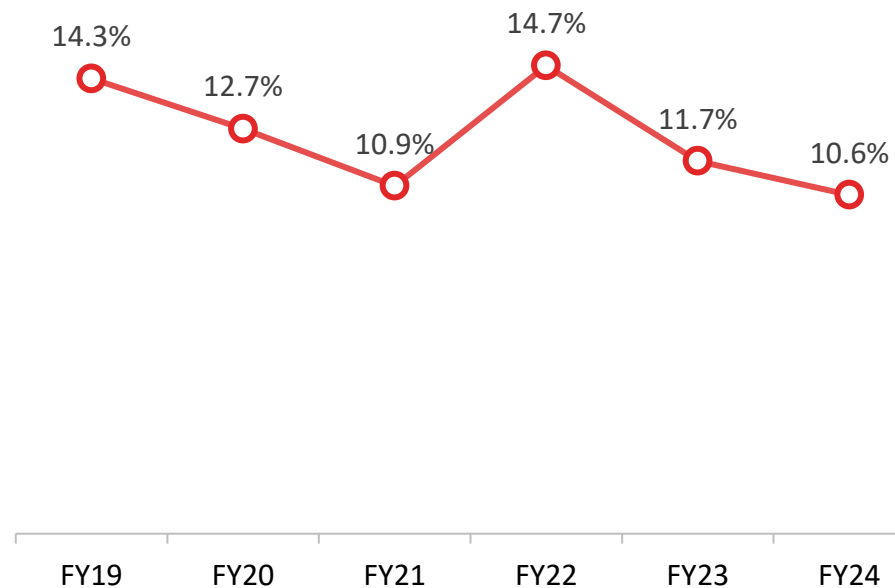
#CAGR : 17%



# Business Robustness in Numbers

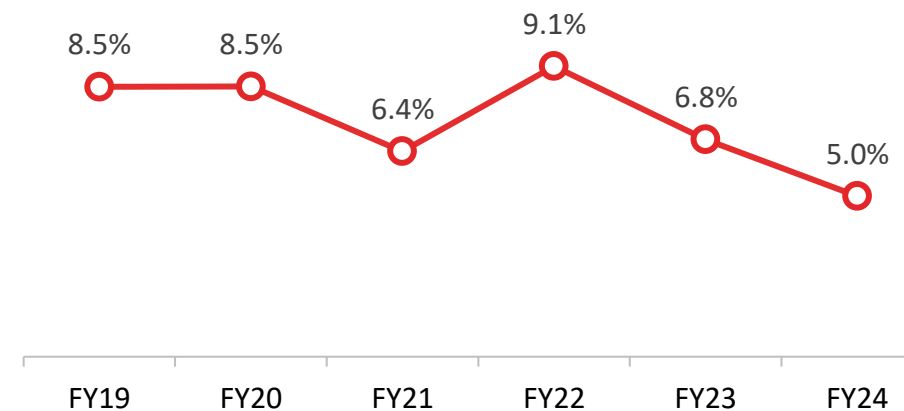
## EBITDA / Revenue from Operations

### EBITDA Margin%



## Profit After Tax / Total Revenue

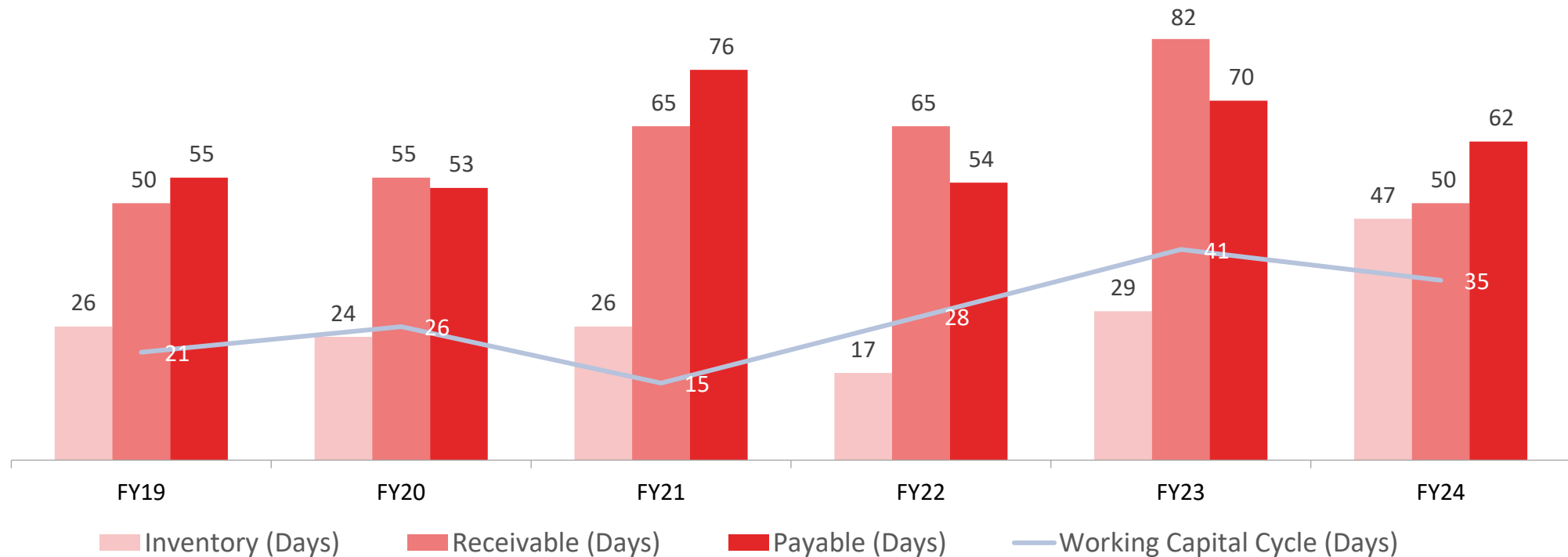
### PAT Margin%





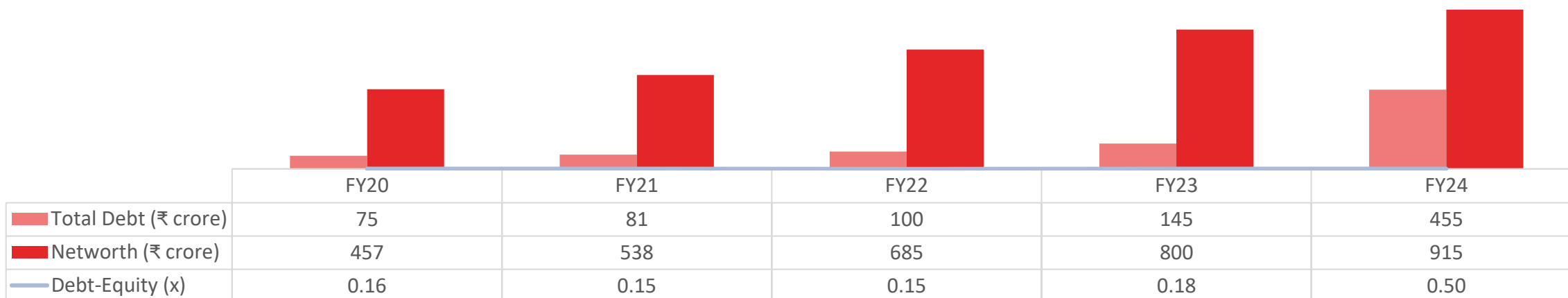
# Prudent Working Capital Cycle in Construction Space

Despite the business being WC intensive, PSP Projects has industry's best working capital cycle of 35 days.



# Along with comfortable Leverage Position

**Comfortable leverage at 0.50 times (FY24), providing adequate room to raise debt in future.**



Particulars (₹ Crore)	FY20	FY21	FY22	FY23	FY24
Total Debt	74.85	80.96	99.66	144.98	455.09
Cash and Bank Balance	41.21	115.33	87.59	93.85	111.14
Fixed Deposit	209.36	141.17	249.87	246.48	154.99
Total Cash and Bank Balance	250.57	256.50	337.46	340.33	266.12
Net Debt	-175.73	-175.54	-237.80	-195.35	188.97



# Indian Construction Industry



# An Important growth driver of India's Economy



**27.2%**

Industrial Construction sector contribute to total construction industry as of FY23.



**10.4% CAGR Growth**

In industrial Construction sector from FY18 to FY23



**4.4% CAGR Growth**

Expected In industrial construction sector from FY23 to FY28



**\$5tn Economy**

Gol's intent of becoming a \$5tn economy it plans to achieve through infrastructure development due to the high multiplier effect

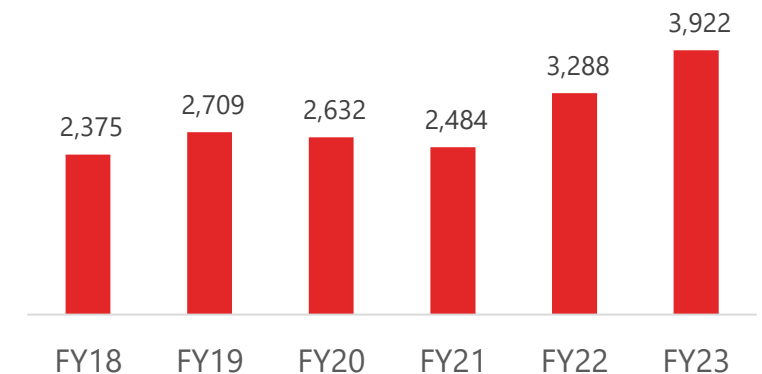
## Growth Drivers

- Government Policies and Initiatives: Government policies and initiatives play a pivotal role in driving industrial construction growth. Programs like "Make in India" and infrastructure development projects create a conducive environment for industrial expansion, attracting investments and fostering the development of industrial infrastructure.
- Urbanization and Industrialization: India's rapid urbanization and industrialization are significant drivers of industrial construction. As more people move to urban areas and industries expand, there's an increasing demand for industrial facilities such as factories, warehouses, and manufacturing plants.
- Foreign Direct Investment (FDI): Foreign direct investment plays a crucial role in industrial construction by bringing in capital, technology, and expertise. India's favorable investment climate and growing economy attract foreign investors looking to establish or expand their industrial presence in the country.
- Technological Advancements: The adoption of advanced construction technologies and practices enhances productivity and quality in industrial construction. Technologies such as Building Information Modelling (BIM), prefabrication, and modular construction improve efficiency and reduce project timelines.
- Sustainability and Environmental Regulations: Growing awareness of environmental issues and regulations push industries to adopt sustainable practices. Green building initiatives and eco-friendly construction methods are increasingly being incorporated into industrial construction projects.
- Demographic Trends: Population growth, rising incomes, and changing lifestyles influence industrial demand. Industries catering to sectors like consumer goods, retail, and automotive drive the need for industrial infrastructure.

## Government Initiatives

- The 2023-24 budget by the government highlights the impetus for growth by focusing on big public investment for modern infrastructure, which will be guided by PM Gati Shakti and benefit from the synergy of a multi-modal approach.
- The government has also announced plans for the National Monetization Pipeline (NMP) and Development Finance Institution (DFI) to improve the financing of infrastructure projects.
- The government has helped the growth of urbanization through a number of schemes and projects, including the Smart Cities Mission, the Atal Mission for Rejuvenation and Urban Transformation (AMRUT), and the Pradhan Mantri Awas Yojana (Urban).

**Indian Construction Sector Market Size from FY18-FY23 (Rs. Bn)**



We believe that owing to healthy balance sheets, access to capital and many unlisted/weaker players being shunted out of the market, the market share of large organized players is set to grow further in the next 2-3 years



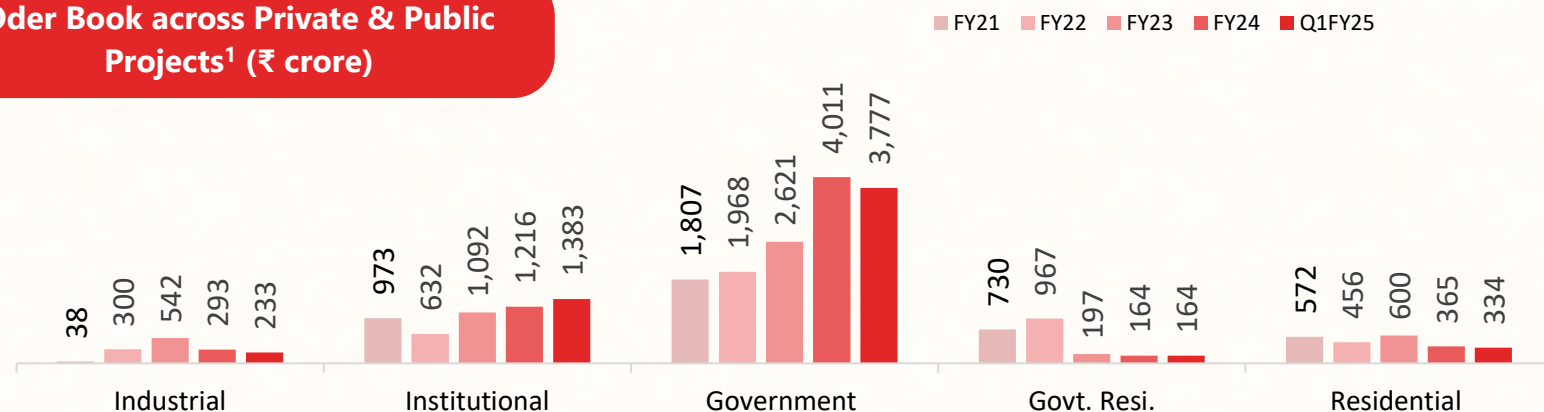
# Drivers that transcended PSPs growth since inception



# Hybrid Approach with presence in Private and Public projects



## Order Book across Private & Public Projects<sup>1</sup> (₹ crore)



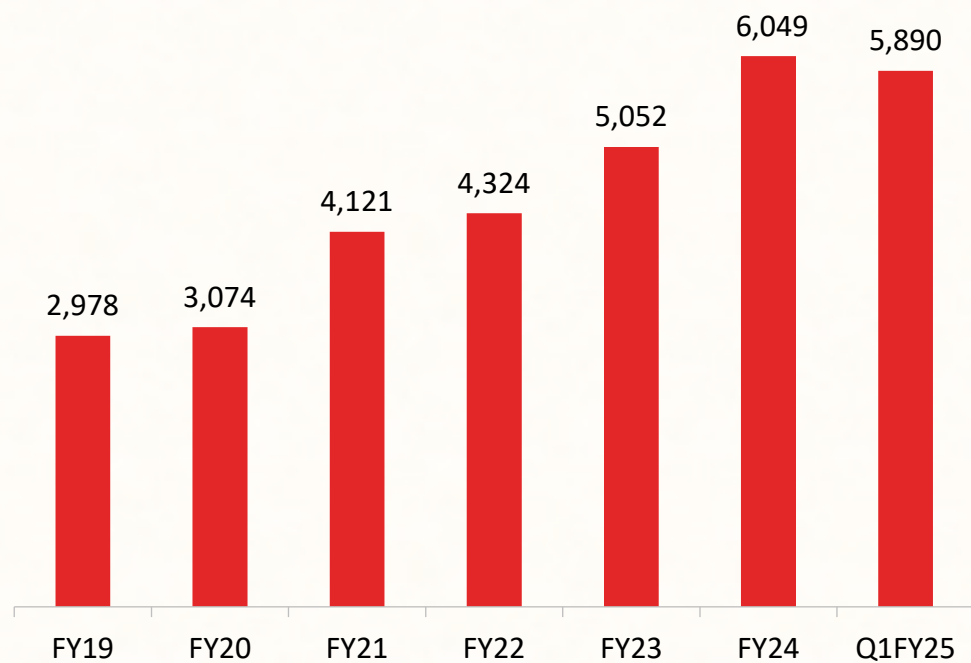
- Outstanding order book as on 30 June 2024 is ₹ 5,890 crore
- Government projects comprised 67% of the order book as on Q1FY25 vs 69% in FY24
- By diversifying skill sets and order book across different projects, PSP Projects can pursue a broader range of project tenders and consequently, optimize business volume and profit margins



# Robust Order Book and Growing Pre-Qualification Credentials

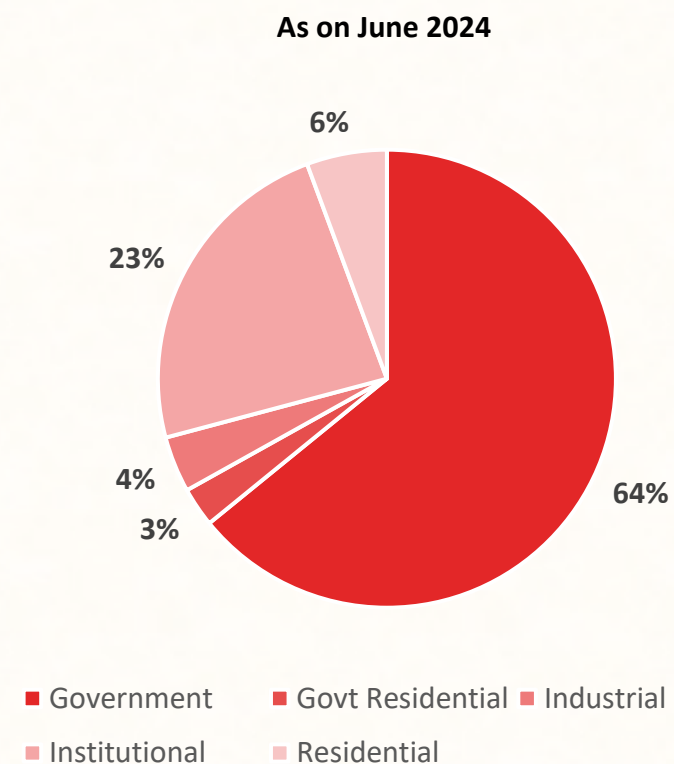


## Growing Order Book<sup>1</sup> (₹ crore)



1. Numbers have been rounded off

## Work on hand across Private and Public Projects



# Belief, Trust and Support of Customers

## Proven Track Record



In delivering projects on-time and quality projects, the faith and confidence rested by the clients can be assessed by esteemed projects and repeat orders secured over the years.



## PSP has repeatedly serviced projects for:

Zydus Cadila Group	30
Torrent Group	16
Adani Group	13
UP – Public Works Department	8
Sabarmati Riverfront	8
Claris Group	6
Road & Building, Gujarat	4
Reliance	2
Intas Group	2

## Ethics & Trust



- Strong work Ethics makes PSP a favourable and preferred choice
- Worked with more than 100 private and public clients across India



## Biggest Project



### Surat Diamond Bourse



SDB is the world's largest office building on a single basement.

It's a ₹1,960 crore project, 68 lakh sq. ft. With completion of this project, **the company has entered the league of handling prestigious projects up to ₹2,500\* crore.**

# Clientele with High Quality Business

Work on Hand as on 30 June 2024 - (Major Projects) | [₹ Crore]

Description of Project	Location	Name of the Client	Contract value	Outstanding Contract Value
SMC Highrise building	Gujarat	Municipal Corporation	1,344	1,083
Dharoi Dam	Gujarat	State Government	674	586
Gati Shakti Vishwavidhyalaya	Gujarat	RVNL	631	589
Sports Complex	Gujarat	Municipal Corporation	504	160
Sabarmati River Front Development Phase II	Gujarat	Government	399	391
Corporate Office Building	Gujarat	Institutional	337	197
Fintech Building at GIFT City	Gujarat	Government	333	326
National High-Speed Project (Precast)	Gujarat	L&T	273	193
Human and Biological Science Gallery at Science City	Gujarat	Government	268	268
Residential Project	Gujarat	Private Company	252	101
Palladium Mall at Surat	Gujarat	Private Company	230	225
Street Beautification Project	Gujarat	Municipal Corporation	156	150
Gujarat Biotechnology Research Centre	Gujarat	Government	102	102
<b>Total</b>			<b>5,502</b>	<b>4,372</b>

# The Team that made PSP fulfil its ambitions

Ably Supported by Experienced Professionals



**Mahesh Patel**

Senior Vice President  
– Project Execution

- Holds a diploma in civil engineering
- Heads the project operations
- He has been an instrumental part of all the projects completed by PSP Projects till date.
- He has been with the company since inception



**Maulik Patel**

Vice President -  
Procurement

- Attended the course for bachelor's degree in commerce
- Heads the procurement, management of plants and machineries and form works.
- He has been associated with the company since inception and played a pivotal role in PSP's growth.



**Hetal Patel**

Chief Financial  
Officer

- Member of the Institute of Chartered Accountants of India and holds a masters degree in commerce from Gujarat University
- Also a certified internal auditor from the Institute of Internal Auditors (USA)
- With the company since a decade.



**Viplav Shah**

Vice President -  
Planning

- Diploma in Construction Technology from School of Building Science & Technology (Currently CEPT University) and Management Education Program from IIM Ahmedabad.
- He brings 27 years of experience in the construction field.



**Sushil Tripathi**

Vice President –  
Human Resource

- Bachelor in Law from Allahabad University and PGDM in HR & Marketing from IMT Ghaziabad in 2008.
- Certified in Organisation Development Analysis, Talent Management, Competency Mapping, Assessment & Development Centre and also trained in Emotional Intelligence, DISC, OPQ32r & Balance Score Card like tools.
- Having 25 years of work experience in multiple industries like Construction, Manufacturing, Retail & Renewable (Energy)



**Pratik Thakkar**

General Manager -  
BD

- Pratik Thakkar is Senior General Manager - Business Development of the company
- Bachelor's degree in commerce and diploma in marketing management
- Having rich experience in Business Development and Tender
- Associated with the company since 9+ years



**Kenan Patel**

Company Secretary  
& Compliance  
Officer

- Fellow member of The Institute of Company Secretaries of India.
- Holds Bachelor's degree in Law and B.Com from Gujarat University.
- Having over 8 years of experience in the spheres of Secretarial and legal in Construction and Manufacturing sector.



# Leadership and Management



**Mahesh Patel**

Senior Vice President  
- Operations

- Bachelor's degree in civil engineering from Saurashtra University, and has been working in the civil construction space by way of a proprietorship business, before the incorporation of PSP Projects Limited.
- Experience of 38 years in the construction space, and has played a significant role in the growth of PSP Projects since its incorporation.
- Featured in the book titled 'Business Game Changers: Shoonya se Shikhar' authored by Prakash Biyani.
- Awarded as "Most Respected Entrepreneur Award – Construction" by Hurun Reports.



**Pooja Patel**

Whole Time Director

- Bachelor's degree in civil engineering from Gujarat Technological University and a post-graduate diploma in financial management from Ahmedabad Management Association.
- Holding position as a whole-Time Director since more than 8 years.
- She has been actively involved in planning of projects, procurement of materials and execution of projects for PSP Projects Limited since 2015.
- Represented PSP Projects in Indian Concrete Institute Chapter-1, Ahmedabad.



**Sagar Patel**

Executive Director

- Bachelor's degree in civil engineering from Gujarat Technological University.
- He is actively involved in project planning, project tendering, contracts, and execution of projects.
- Heading the Precast Business with focus on Technology absorption.



**Vasishtha Patel**

Independent Director

- Bachelor's degree in business administration from Sardar Patel University and a master's degree in business administration from South Gujarat University.
- 27+ years of experience in management and exports.
- Held managerial position in international division of several companies.
- Currently a MD of Multico Exports Private Limited, which is involved in the export of pharmaceuticals.



**Achala Patel**

Independent Director

- Postgraduate and M.Phil from school of languages, Gujarat University. A Gold Medallist and 1st rank holder at University level.
- Founder and Designated Partner of MAP Power LLP and Chopper Worx Construction LLP.
- Actively involved in the business of high voltage power transmission representing few European companies in India and in few neighbouring countries since more than 18 years.

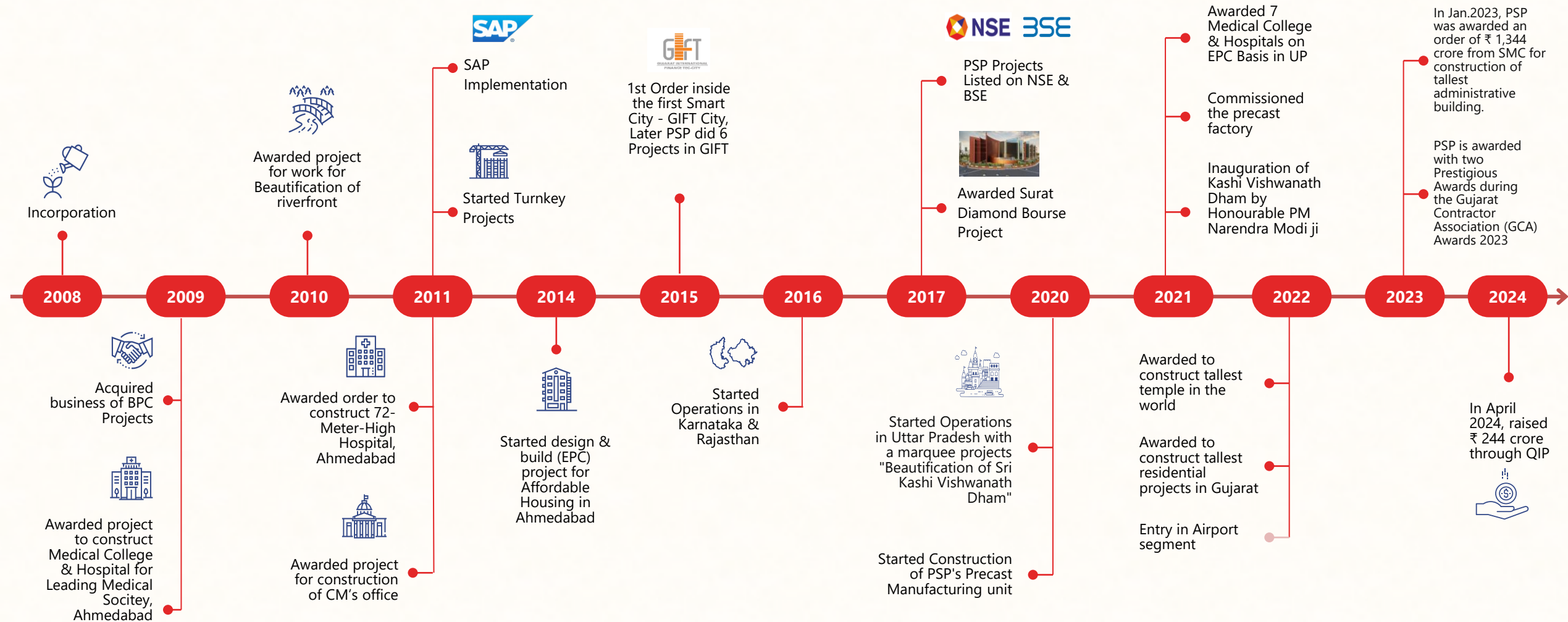


**Swati Mehta**

Independent Director

- Ph.D in management, MBA in finance and BBA in finance management from S.P. University, Gujarat.
- Promoter Director of Chinmay Raj Biotech Private Limited handling operations, finance, marketing, export and overall business management.
- Designated Partner of Ceramig Minerals LLP
- Visiting faculty at various prominent PG Management Institutes such as Nirma, B K School, G H Patel Institute.

# 16 years of journey of Constructing Buildings



# Precast Facility - Enhancing captive capabilities. Exploring newer technologies



A state-of-the-art manufacturing plant of precast concrete building.

Offsite Modular Construction Technology is the future to achieve seamless quality, speed in delivery and larger volumes in a controlled environment.




- Precast enables manufacturing all elements of building and infrastructure industry, such as Beams, Columns, Slabs, Load Bearing Walls, Partition Walls, Staircase, and Lift Cores, among others.
- On Infrastructure side majority of precast orders are from L&T as part of National High Speed Rail project. Balance orders are from Residential and Industrial segments as part of our existing orders.
- Considering the orders and demand from civil as well as infrastructure space, the company is undergoing capacity addition in precast.

## Benefits of Precast Manufacturing Facility

- Reduces labour-intensive traditional building methods by way of maximum prefabrication and use of cutting-edge technology,
- Thereby reducing turnaround time for projects,
- Unlocks the best land potential,
- Helps in delivering consistent quality,
- Helps to increase operating efficiency and margins.



# Precast Facility





# Investment Rationale



One-stop shop solution construction company present throughout the value chain starting from planning, design, construction and post-construction services including MEP work and other interior fit-outs which provides us with several opportunities, faster project turnaround time & higher ticket size.



With proven track record, financial discipline, multi vertical presence, large equipment base and cutting-edge technologies, the company has managed to create a strong brand recall synonymous with trust.



Execution capabilities have grown significantly with time, both in terms of the size of projects that we bid for and execute, and the number of projects that we can execute simultaneously, upon successful completion of SDB, PSP becomes eligible to bid for larger value projects.



Prudent financial performance, Comfortable leverage position at 0.50 times (incl. mobilization advance), giving sufficient room to raise debt in the future. Despite being WC intensive, the company has comfortable WCC at 35 days as on FY24 vs 41 days as on FY23.



At the helm is an Experienced, Skilled and Passionate first-generation entrepreneur whose passion to build quality buildings aided the company to attain manifold growth along with support and dedication of experienced team and Process driven approach followed by the company.

# Project Profile

## Prominent Projects Completed in FY23



Palladium Mall, Ahmedabad



Bse Broker's Forum At Gift



Puniska House



Wagh Bakri Plant



Indian Institute Of Management Ahmedabad



Indian Potash House



## Landmark Projects – Kashi Vishwanath Dham





# Landmark Projects – Surat Diamond Bourse





# Prominent Projects – Smart City



Prestige Fintech

IBIS Hotel by Brigade

Tallest Residential in GIFT City

World Trade Center

BSE Brokers Forum

Brigade International Finance Center

The Signature by Hiranandani



# Prominent Projects




Noodle Factory Project In Gujarat



Sports Complex For Ahmedabad University



Hospital Project In Udaipur Rajasthan



Interior Fit-out At Leela Hotel, Gandhinagar



Zydus Hospital, Baroda



Auda Library, Ahmedabad



# Prominent Projects



**Zydus Hospital Sitapur (Epc Project)**



**Medical College & Hospital At Dahod (Epc Project)**



**Beautification Of Ahmedabad C.G.Road**



**R&d And Research Centers In Gujarat**



# Prominent Projects



Commercial Building At Gift City




Zydus Corporate House At Ahmedabad



Spread over 1.4 Mn Sq. ft  
Puniska Healthcare Plant



Bangalore Milk Union Dairy Plant At Kanakpura,  
Karnataka



Grand Mercury Hotel At Gift City  
For Brigade Group



Medical College And Hospital For  
Dharamsingh Desai University (Ddu)



# Prominent Projects



Government Office Building



River Front Development



Hospital Project



Brigade International  
Financial Centre At Gift City



IIM Ahmedabad



Palladium Mal,



Nestle



Government Project



# Key Strategies





# Key Strategies



Focus on Building  
construction  
(commercial, residential,  
industrial & institutional)



Strengthen our human  
capital



Leverage our position  
as a fast-growing  
construction company  
in India



Expand our  
geographical  
footprint, projects in  
UP, Rajasthan,  
Karnataka and  
Maharashtra



Enhance our project  
execution capabilities  
– In Sync with the  
latest Technology



Augment customer  
relationships and  
optimize our project  
mix



## Building is my passion

Mr. Prahaladbhai Patel  
Chairman, MD and CEO

# Awards and Recognition





# Awards and Recognition



PSP Projects Ltd has been awarded as Fastest Growing Construction Company (below 2000 Cr Category) during the 21st Construction World Annual Awards 2023



PSP Projects Ltd has been awarded National Safety Awards 2022



PSP Projects Ltd has been awarded as Fastest Growing Construction Company (below 2000 Cr Category) for 3rd consecutive year in a row during the Construction World Annual Awards 2022



PSP Projects is awarded with two Prestigious Awards During the Gujarat Contractor Association (GCA) Awards 2023



An award for the 'Best Commercial Project of Gujarat' by Realty Plus Excellence Award for our Surat Diamond Bourse Project



PSP Projects Ltd has been awarded as India's Top Challengers during the Construction World Annual Awards 2022



# Awards and Recognition



PSP Projects Ltd has been awarded as 2nd Fastest Growing Construction Company (below 2000 Cr Category) during the Construction World Annual Awards 2021



Patidar Udhog Ratna Award by Sardardham 2020



Times Inspiring Entrepreneur Award for the Fastest Growing Construction Company of the Year 2020



ICI-Ultratech Outstanding Structure Awards 2020 (State) in the category – Commercial awarded to our project "ONE42"



ICI-Ultratech Outstanding Structure Awards 2020 (Regional) in the category – Institutional awarded to our project – "Lilavati Library at CEPT"



ICI-Ultratech Outstanding Structure Awards 2020 (Regional) in the category - Mass Housing awarded to our project "GHB Naranpura"

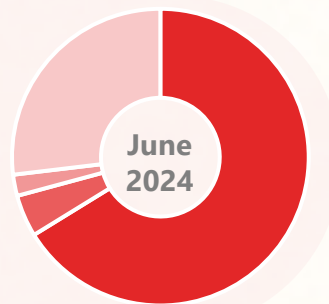


# Shareholding and Governance



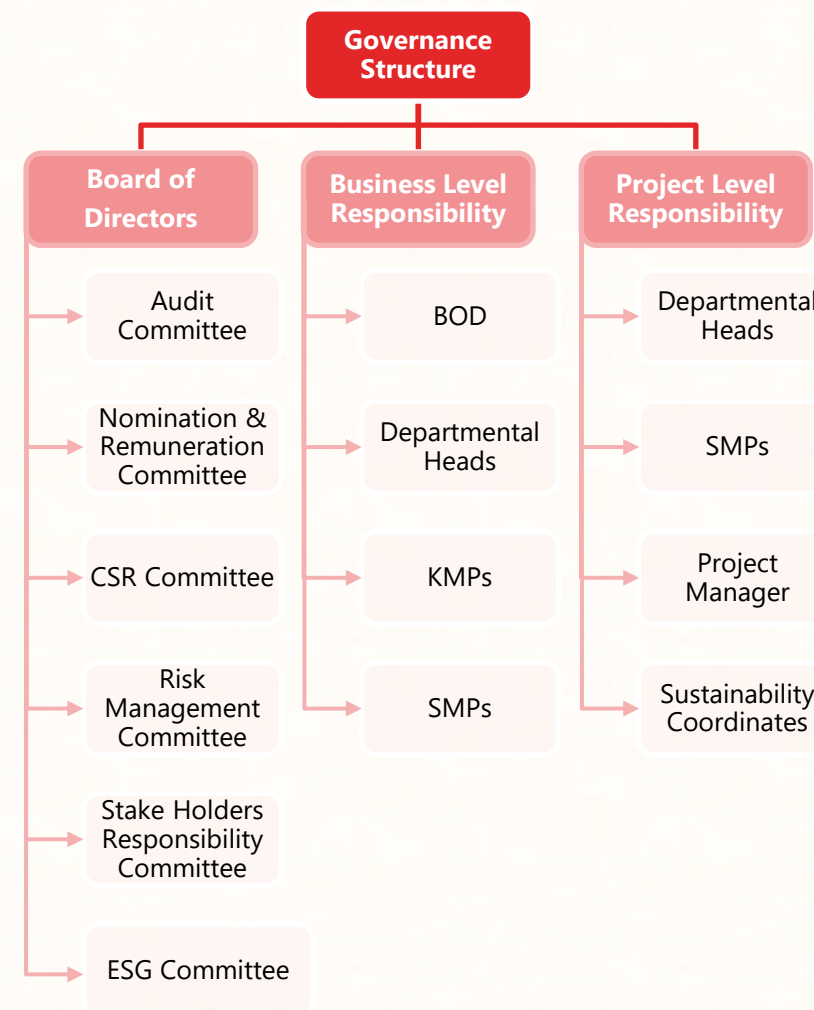
# Shareholding and Governance

PROMOTER	60.14%
DII	10.50%
FII	7.02%
Public	22.34%



NSE Ticker	PSPPROJECT
BSE Ticker	540544
Share Price (₹)^	685.70
Market Cap (₹ Mn)^	27,182.38
% Free Float^	39.86%
Free float market cap (₹ Mn)^	10,834.90
Shares outstanding^	3,96,41,791
3M ADTV (Shares)	1,53,073
3M ADTV (₹ Mn)	103.44

Corporate Sustainability	Key Policies
<b>Key Functions</b> <ul style="list-style-type: none"> <li>✓ Corporate Secretarial and legal Compliances</li> <li>✓ Human Resources Management</li> <li>✓ Planning</li> <li>✓ CSR Implementation</li> <li>✓ Supply Chain Management</li> <li>✓ Health &amp; Safety of Workmen</li> </ul>	<ul style="list-style-type: none"> <li>✓ CSR Policy</li> <li>✓ Policy on materiality of related party transactions and dealing with related party transactions</li> <li>✓ Policy on Material Subsidiary</li> <li>✓ Nomination and Remuneration Policy</li> <li>✓ Whistle Blower Policy</li> <li>✓ Policy on Orderly Succession for Appointment to the Board &amp; Senior Management</li> <li>✓ Dividend Distribution Policy</li> <li>✓ Policy On Sexual Harassment at Workplace</li> <li>✓ Policy for Procedure of Inquiry in case of Leak of UPSI</li> <li>✓ EHS Policy</li> <li>✓ Employee Wellbeing Policy</li> <li>✓ Human Rights Policy</li> <li>✓ Anti-bribery and Anti-Corruption Policy</li> </ul>
<b>Task Forces</b> <ul style="list-style-type: none"> <li>✓ EHS</li> <li>✓ Procurement</li> <li>✓ Secretarial &amp; Legal</li> <li>✓ Human Resource</li> </ul>	





# Safe Harbor Statement



This document does not constitute or form part of and should not be construed as an offer to sell or issue or the solicitation of an offer to buy or acquire securities of the Company or any of its subsidiaries or its joint ventures or affiliates in any jurisdiction or as an inducement to enter into investment activity. No part of this document, nor the fact of its distribution, should form the basis of, or be relied on in connection with, any contract or commitment or investment decision whatsoever. This document is not financial, legal, tax or other product advice.

This document has been prepared by the Company based on information available to them for use at a non-deal road show presentation by the Company for selected recipients for information purposes only and does not constitute a recommendation regarding any securities of the Company or any of its subsidiaries or its joint ventures or affiliates. The information has not been independently verified. No representation, warranty, guarantee or undertaking (express or implied) is made as to, and no reliance should be placed on, the accuracy, completeness or correctness of any information, including any estimates, targets and opinions, contained herein, and no liability whatsoever is accepted as to any errors, omissions or misstatements contained herein and, accordingly, none of the Company, its advisors and representative and any of its or their affiliates, officers, directors, employees or agents, and anyone acting on behalf of such persons accepts any responsibility or liability whatsoever, in negligence or otherwise, arising directly or indirectly from this document or its contents or otherwise arising in connection therewith.

The Company may alter, modify or otherwise change in any manner the contents of this document, without obligation to notify any persons of such change or changes.


This document contains certain supplemental measures of performance and liquidity that are not required by or presented in accordance with Indian Accounting Standards or Indian GAAP, and should not be considered an alternative to profit, operating revenue or any other performance measures derived in accordance with Indian Accounting Standards or Indian GAAP or an alternative to cash flow from operations as a measure of liquidity of the Company.

The statements contained in this document speak only as at the date as of which they are made, and the Company expressly disclaims any obligation or undertaking to supplement, amend or disseminate any updates or revisions to any statements contained herein to reflect any change in events, conditions or circumstances on which any such statements are based. By preparing this presentation, none of the Company, its management, and their respective advisers undertakes any obligation to provide the recipient with access to any additional information or to update this presentation or any additional information or to correct any inaccuracies in any such information which may become apparent.

This presentation is not an offer of securities for sale in the United States. Securities may not be offered or sold in the United States absent registration or an exemption from registration.

This presentation contains forward-looking statements based on the currently held beliefs and assumptions of the management of the Company, which are expressed in good faith and, in their opinion, reasonable. Forward-looking statements involve known and unknown risks, uncertainties and other factors, which may cause the actual results, financial condition, performance, or achievements of the Company or industry results, to differ materially from the results, financial condition, performance or achievements expressed or implied by such forward-looking statements. Given these risks, uncertainties and other factors, recipients of this document are cautioned not to place undue reliance on these forward-looking statements.

By accessing this presentation, you accept that this disclaimer and any claims arising out of the use of the information from this presentation shall be governed by the laws of India and only the courts in Ahmedabad, Gujarat, India and no other courts, shall have jurisdiction over the same.



# Thank You



## PSP Projects Limited

Hetal Patel

✉ [grievance@pspprojects.com](mailto:grievance@pspprojects.com)



## Ernst & Young LLP

Krishna Patel / Vikash Verma

✉ [krishna.patel2@in.ey.com](mailto:krishna.patel2@in.ey.com)

✉ [vikash.verma1@in.ey.com](mailto:vikash.verma1@in.ey.com)