

Format of Holding of Specified securities

1. Name of Listed Entity:PSP PROJECTS LIMITED
2. Scrip Code/Name of Scrip/Class of Security:,,EQUITY SHARES
3. Share Holding Pattern Filed under: Reg. 31(1)(a)/Reg.31(1)(b)/Reg.31(1)(c)
 - a. if under 31(1)(b) then indicate the report for quarter ending 30/09/2017
 - b. if under 31(1)(c) then indicate date of allotment/extinguishment
4. Declaration : The Listed entity is required to submit the following declaration to the extent of submission of information:

	Particulars	YES*	NO*
a	Whether the Listed Entity has issued any partly paid up shares		NO
b	Whether the Listed Entity has issued any Convertible Securities or Warrants?		NO
c	Whether the Listed Entity has any shares against which depository receipts are issued?		NO
d	Whether the Listed Entity has any shares in locked-in?	YES	
e	Whether any shares held by promoters are pledge or otherwise encumbered?		NO

*if the Listed Entity selectes the option 'NO' for the questions above, the columns for the partly paid up shares, Outstanding Convertible Securities/Warrants, depository receipts, locked-in shares, No of shares pledged or otherwise encumbered by promoters, as applicable, shall not be displayed at the time of dissemination on the Stock Exchange website. Also wherever there is 'No' declared by Listed entity in above table the values will be considered as 'Zero' by default on submission of the format of holding of specified securities.

- 5 The tabular format for disclosure of holding of specified securities is as follows:




Table I - Summary Statement holding of specified securities

Category	Category of Shareholder	No of Shareholders	No of fully paid up equity shares held	No of Partly paid-up equity shares held	No of Shares Underlying Depository Receipts	Total No of Shares Held (VII) = (IV)+(V)+(VI)	Shareholding as a % of total no of shares (As a % of (A+B+C2))	Number of Voting Rights held in each class of securities			No of Shares Underlying Outstanding convertible securities (Including Warrants)	Shareholding as a % assuming full conversion of convertible Securities (as a percentage of diluted share capital)	Number of Locked in Shares		Number of Shares pledged or otherwise encumbered		Number of equity shares held in dematerialized form	
								No of Voting Rights		Total as a % of (A+B+C)			No.	As a % of total Shares	No.	As a % of total Shares held		
								Class X	Class Y	Total								
(I)	(II)	(III)	(IV)	(V)	(VI)	(VII)	(VIII)	(IX)			(X)	(XI)	(XII)		(XIII)		(XIV)	
(A)	Promoter & Promoter Group	4	25916400	0	0	25916400	71.99	25916400	0	25916400	71.99	0	71.99	25916400	100.00	0	0.00	25916400
(B)	Public	4606	10083600	0	0	10083600	28.01	10083600	0	10083600	28.01	0	28.01	3600	0.04	NA	NA	10083600
(C)	Non Promoter-Non Public																	
(C1)	Shares underlying DRs	0	0	0	0	0	NA	0	0	0	0.00	0	NA	0	0.00	NA	NA	0
(C2)	Shares held by Employees Trusts	0	0	0	0	0	0.00	0	0	0	0.00	0	0.00	0	0.00	NA	NA	0
	Total:	4610	36000000	0	0	36000000	100.00	36000000	0	36000000	100.00	0	100.00	25920000	72.00	0	0.00	36000000






Table II - Statement showing shareholding pattern of the Promoter and Promoter Group

Category	Category & Name of the Shareholder	PAN	No of Share holders	No of fully paid up equity shares held	No of Partly paid-up equity shares held	No of Shares Underlying Depository Receipts	Total No of Shares Held (IV+V+VI)	Shareholding as a % of total no of shares (calculated as per SCRR, 1957 (VIII) As a % of (A+B+C2)	Number of Voting Rights held in each class of securities			No of Shares Underlying Outstanding convertible securities (Including Warrants)	Shareholding as a % assuming full conversion of convertible Securities (as a percentage of diluted share capital) (VII)+(X) As a % of (A+B+C2)	Number of Locked in Shares		Number of Shares pledged or otherwise encumbered		Number of equity shares held in dematerialized form	
									No of Voting Rights			Total as a % of (A+B+C)			No.	As a % of total Shares held	No.	As a % of total Shares held	
	(I)	(II)	(III)	(IV)	(V)	(VI)	(VII)	(VIII)	Class X	Class Y	Total	(IX)	(X)	(XI)	(XII)		(XIII)		(XIV)
(1)	Indian																		
(a)	Individuals/Hindu undivided Family		4	25916400	0	0	25916400	71.99	25916400	0	25916400	71.99	0	71.99	25916400	100.00	0	0.00	25916400
	PRAHLADBHAI S PATEL	AEIPP1449J	1	14256000	0	0	14256000	39.60	14256000	0	14256000	39.60	0	39.60	14256000	100.00	0	0.00	14256000
	SHILPABEN P PATEL	ARYPP3568M	1	5184000	0	0	5184000	14.40	5184000	0	5184000	14.40	0	14.40	5184000	100.00	0	0.00	5184000
	POOJA P PATEL	BLIPP2703H	1	2588400	0	0	2588400	7.19	2588400	0	2588400	7.19	0	7.19	2588400	100.00	0	0.00	2588400
	SAGAR PRAHLADBHAI PATEL	CNOPP0123N	1	3888000	0	0	3888000	10.80	3888000	0	3888000	10.80	0	10.80	3888000	100.00	0	0.00	3888000
(b)	Central Government/State Government(s)		0	0	0	0	0	0.00	0	0	0	0.00	0	0.00	0	0.00	0	0.00	0
(c)	Financial Institutions/Banks		0	0	0	0	0	0.00	0	0	0	0.00	0	0.00	0	0.00	0	0.00	0
(d)	Any Other		0	0	0	0	0	0.00	0	0	0	0.00	0	0.00	0	0.00	0	0.00	0
	Sub-Total (A)(1)		4	25916400	0	0	25916400	71.99	25916400	0	25916400	71.99	0	71.99	25916400	100.00	0	0.00	25916400
(2)	Foreign																		
(a)	Individuals (Non-Resident Individuals/Foreign Individuals)		0	0	0	0	0	0.00	0	0	0	0.00	0	0.00	0	0.00	0	0.00	0
(b)	Government		0	0	0	0	0	0.00	0	0	0	0.00	0	0.00	0	0.00	0	0.00	0
(c)	Institutions		0	0	0	0	0	0.00	0	0	0	0.00	0	0.00	0	0.00	0	0.00	0
(d)	Foreign Portfolio Investor		0	0	0	0	0	0.00	0	0	0	0.00	0	0.00	0	0.00	0	0.00	0
(e)	Any Other		0	0	0	0	0	0.00	0	0	0	0.00	0	0.00	0	0.00	0	0.00	0
	Sub-Total (A)(2)		0	0	0	0	0	0.00	0	0	0	0.00	0	0.00	0	0.00	0	0.00	0
	Total Shareholding of Promoter and Promoter Group (A)=(A)(1)+(A)(2)		4	25916400	0	0	25916400	71.99	25916400	0	25916400	71.99	0	71.99	25916400	100.00	0	0.00	25916400




Table III - Statement showing shareholding pattern of the Public shareholder

Category	Category & Name of the Shareholder	PAN	No of Share holders	No of fully paid up equity shares held	No of Partly paid-up equity shares held	No of Shares Underlying Depository Receipts	Total No of Shares Held (IV+V+VI)	Shareholding as a % of total no of shares (A+B+C2)	Number of Voting Rights held in each class of securities			No of Shares Underlying Outstanding convertible securities (Including Warrants)	Shareholding as a % assuming full conversion of convertible Securities (as a percentage of diluted share capital)	Number of Locked in Shares		Number of Shares pledged or otherwise encumbered		Number of equity shares held in dematerialized form
									No of Voting Rights			Total as a % of (A+B+C)		No.	As a % of total Shares	No.	As a % of total Shares held	
	(I)	(II)	(III)	(IV)	(V)	(VI)	(VII)	(VIII)	Class X	Class Y	Total							
(1)	Institutions								(IX)			(X)	(XI)	(XII)		(XIII)		(XIV)
(a)	Mutual Funds		26	3735137	0	0	3735137	10.38	3735137	0	3735137	10.38	0	0.00	0	0.00	NA	3735137
	RELIANCE CAPITAL TRUSTEE CO. LTD-A/C RELIANCE	AAATR0090B	1	1013276	0	0	1013276	2.81	1013276	0	1013276	2.81	0	0.00	0	0.00	NA	1013276
	SUNDARAM MUTUAL FUND A/C SUNDARAM SELECT MI	AAATS2554B	17	946477	0	0	946477	2.63	946477	0	946477	2.63	0	0.00	0	0.00	NA	946477
	SBI MAGNUM MULTICAP FUND	AABTS6407Q	3	780405	0	0	780405	2.17	780405	0	780405	2.17	0	0.00	0	0.00	NA	780405
	IDFC EQUITY FUND	AAETS9556K	4	670979	0	0	670979	1.86	670979	0	670979	1.86	0	0.00	0	0.00	NA	670979
(b)	Venture Capital Funds		0	0	0	0	0	0.00	0	0	0	0.00	0	0.00	0	0.00	NA	0
(c)	Alternate Investment Funds		0	0	0	0	0	0.00	0	0	0	0.00	0	0.00	0	0.00	NA	0
(d)	Foreign Venture Capital Investors		0	0	0	0	0	0.00	0	0	0	0.00	0	0.00	0	0.00	NA	0
(e)	Foreign Portfolio Investors		5	419025	0	0	419025	1.16	419025	0	419025	1.16	0	0.00	0	0.00	NA	419025
	ICG Q LIMITED	AABCI4677H	1	373875	0	0	373875	1.04	373875	0	373875	1.04	0	0.00	0	0.00	NA	373875
(f)	Financial Institutions/Banks		3	57783	0	0	57783	0.16	57783	0	57783	0.16	0	0.00	0	0.00	NA	57783
(g)	Insurance Companies		0	0	0	0	0	0.00	0	0	0	0.00	0	0.00	0	0.00	NA	0
(h)	Provident Funds/Pension Funds		0	0	0	0	0	0.00	0	0	0	0.00	0	0.00	0	0.00	NA	0
(i)	Any Other																	
	Sub Total (B)(1)		34	4211945	0	0	4211945	11.70	4211945	0	4211945	11.70	0	0.00	0	0.00	NA	4211945
(2)	Central Government/State Government(s)/President of India		0	0	0	0	0	0.00	0	0	0	0.00	0	0.00	0	0.00	NA	0
	Sub Total (B)(2)		0	0	0	0	0	0.00	0	0	0	0.00	0	0.00	0	0.00	NA	0
(3)	Non-Institutions																	
(a)	i.Individual shareholders holding nominal share capital up to Rs.2 lakhs		4261	1348882	0	0	1348882	3.75	1348882	0	1348882	3.75	0	0.00	3600	0.27	NA	1348882
	ii.Individual shareholders holding nominal share capital in excess of Rs. 2		13	745645	0	0	745645	2.07	745645	0	745645	2.07	0	0.00	0	0.00	NA	745645
(b)	NBFCs Registered with RBI		0	0	0	0	0	0.00	0	0	0	0.00	0	0.00	0	0.00	NA	0
(c)	Employee Trusts		0	0	0	0	0	0.00	0	0	0	0.00	0	0.00	0	0.00	NA	0
(d)	Overseas Depositories (Holding DRs)(Balancing figure)		0	0	0	0	0	0.00	0	0	0	0.00	0	0.00	0	0.00	NA	0
(e)	Any Other																	
	TRUSTS		1	16940	0	0	16940	0.05	16940	0	16940	0.05	0	0.00	0	0.00	NA	16940
	ALTERNATIVE INVESTMENT FUND		1	30781	0	0	30781	0.09	30781	0	30781	0.09	0	0.00	0	0.00	NA	30781
	NON RESIDENT INDIANS		45	32540	0	0	32540	0.09	32540	0	32540	0.09	0	0.00	0	0.00	NA	32540
	CLEARING MEMBERS		44	44671	0	0	44671	0.12	44671	0	44671	0.12	0	0.00	0	0.00	NA	44671
	NON RESIDENT INDIAN NON REPATRIABLE		15	12936	0	0	12936	0.04	12936	0	12936	0.04	0	0.00	0	0.00	NA	12936
	BODIES CORPORATES		192	3639260	0	0	3639260	10.11	3639260	0	3639260	10.11	0	0.00	0	0.00	NA	3639260
	BIRLA SUN LIFE INSURANCE COMPANY LIMITED	AABCB4623J	1	609958	0	0	609958	1.69	609958	0	609958	1.69	0	0.00	0	0.00	NA	609958
	TATA AIA LIFE INSURANCE CO LTD-WHOLE LIFE MID CAP	AABCT3784C	1	847208	0	0	847208	2.35	847208	0	847208	2.35	0	0.00	0	0.00	NA	847208
	Sub Total (B)(3)		4572	5871655	0	0	5871655	16.31	5871655	0	5871655	16.31	0	0.00	3600	0.06		5871655
	Total Public Shareholding (B) = (B)(1)+(B)(2)+(B)(3)		4606	10083600	0	0	10083600	28.01	10083600	0	10083600	28.01	0	0.00	3600	0.04		10083600




Table IV - Statement showing shareholding pattern of the Non Promoter - Non Public Shareholder

Category	Category & Name of the Shareholder	PAN	No of Share holders	No of fully paid up equity shares held	No of Partly paid-up equity shares held	No of Shares Underlying Depository Receipts	Total No of Shares Held (IV+V+VI)	Shareholdin g as a % of total no of shares (A+B+C2)	Number of Voting Rights held in each class of securities				No of Shares Underlying Outstanding convertible securities (Including Warrants)	Shareholding as a % assuming full conversion of convertible Securities (as a percentage of diluted share capital)	Number of Locked in Shares		Number of Shares pledged or otherwise encumbered		Number of equity shares held in dematerializ ed form
									No of Voting Rights			Total as a % of (A+B+C)			No.	As a % of total Shares held	No.	As a % of total Shares held	
	(I)	(II)	(III)	(IV)	(V)	(VI)	(VII)	(VIII)	Class X	Class Y	Total	(IX)	(X)	(XI)	(XII)	(XIII)	(XIV)		
(1)	Custodian/DR Holder		0	0	0	0	0	0.00	0	0	0	0.00	0	0.00	0	0.00	NA	NA	0
(2)	Employee Benefit Trust (under SEBI(Share based Employee Benefit) Regu		0	0	0	0	0	0.00	0	0	0	0.00	0	0.00	0	0.00	NA	NA	0
	Total Non-Promoter-Non Public Shareholding (C) = (C)(1)+(C)(2)		0	0	0	0	0	0.00	0	0	0	0.00	0	0.00	0	0.00			



Details of the shareholders acting as persons in Concert including their Shareholding:			
Name of Shareholder	Name of PAC	No of shares	Holding%
Total:		0	0



Details of Shares which remain unclaimed may be given hear along with details such as number of shareholders,	
No of Shareholders	No of shares

PSP Projects Ltd.

[Handwritten Signature]



COMPANY SECRETARY